





# ShareTheBoard


## Whiteboard Sparks: Unleash Your Team's Potential


**Zoom in on Collaboration**  
  
Engage your remote team members by sharing the board in real-time. Encourage fresh perspectives and spark creativity for the New Year.  
Tip: Use ShareTheBoard's Zoom Companion App to seamlessly connect with remote teammates during your next whiteboarding session.


**Map the Mess**  
  
Create a messy web of all your ideas. Then, collaboratively organize them into categories or a flowchart.  
Tip: Use AI transcription and analysis to organize your board and uncover new ideas from your brainstorming session.


**Future Headlines**  
  
Write the headline you'd want to see about your project's success in a major newspaper. Bonus: Draw the accompanying image!  
Tip: Snap a picture with Mobile STASH to secure and share your creative headlines with the team.

**Rapid Fire Ideas**  
  
Set a timer for 5 minutes and list as many ideas as possible on the board. Then, group and prioritize them as a team.  
Tip: Use the app to select key frames of your categorized ideas and forward email with board memory to participants.

**All Angles Approach**  
  
Visualize a project or problem from at least three different perspectives (e.g., a customer, a stakeholder, and your team).  
Tip: Share your board with collaborators in real time to gather diverse insights and ideas.

**Challenge Accepted**  
  
Write down your top three 2025 challenges. Then, collaboratively brainstorm solutions by drawing and sketching on your board.  
Tip: Use ShareTheBoard's transcription feature to turn your brainstorming into actionable steps, shared securely with your team.

**Reverse Engineer**  
  
Pick a problem you've solved in the past. Draw how you would explain it to someone who has no context—start with the end result and work backward!  
Tip: Save your reverse-engineered solutions in ShareTheBoard's Board Memory for future reference or as a teaching tool.

**Big Picture Brainstorm**  
  
As a team, draw on a whiteboard what success looks like for your current project in 3 years. Be bold and creative!  
Tip: Use ShareTheBoard to instantly share your vision with remote colleagues, capturing every detail of your big picture.

Inspire creativity, improve collaboration, and elevate your whiteboarding sessions using **ShareTheBoard**.

## Big Picture Brainstorm



As a team, draw on a whiteboard what success looks like for your current project in 3 years. Be bold and creative!

**Tip:** Use ShareTheBoard to instantly share your vision with remote colleagues, capturing every detail of your big picture.

## Reverse Engineer



Pick a problem you've solved in the past. Draw how you would explain it to someone who has no context—start with the end result and work backward!

**Tip:** Save your reverse-engineered solutions in ShareTheBoard's Board Memory for future reference or as a teaching tool.

## Challenge Accepted



Write down your top three 2025 challenges. Then, collaboratively brainstorm solutions by drawing and sketching on your board.

**Tip:** Use ShareTheBoard's transcription feature to turn your brainstorming into actionable steps, shared securely with your team.

## All Angles Approach



Visualize a project or problem from at least three different perspectives (e.g., a customer, a stakeholder, and your team).

**Tip:** Share your board with collaborators in real time to gather diverse insights and ideas.

## Rapid Fire Ideas



Set a timer for 5 minutes and list as many ideas as possible on the board. Then, group and prioritize them as a team.

**Tip:** Use the app to select key frames of your categorized ideas and forward email with board memory to participants.

## Future Headlines



Write the headline you'd want to see about your project's success in a major newspaper. Bonus: Draw the accompanying image!

**Tip:** Snap a picture with Mobile STASH to secure and share your creative headlines with the team.

## Map the Mess



Create a messy web of all your ideas. Then, collaboratively organize them into categories or a flowchart.

**Tip:** Use AI transcription and analysis to organize your board and uncover new ideas from your brainstorming session.

## Zoom in on Collaboration



Engage your remote team members by sharing the board in real-time. Encourage fresh perspectives and spark creativity for the New Year.

**Tip:** Use ShareTheBoard's Zoom Companion App to seamlessly connect with remote teammates during your next whiteboarding session.

# How to Use **Whiteboard Sparks** in your team sessions?

Whiteboard Sparks cards are a great way to bring fresh energy and structure to your ShareTheBoard sessions. Here's how to make the most of them:

- **Print & Display:** Print the cards or upload them as image annotations to keep them visible during your sessions.
- **Use One Per Session:** Choose a card to guide your session and encourage diverse contributions.
- **Make It a Habit:** Incorporate a card in each session to keep ideas fresh and collaboration flowing.

Try using these cards regularly to enhance your team's whiteboarding experience! For more whiteboarding inspiration, visit our blog at [sharetheboard.com/blog](https://sharetheboard.com/blog).